


Inductive sensor

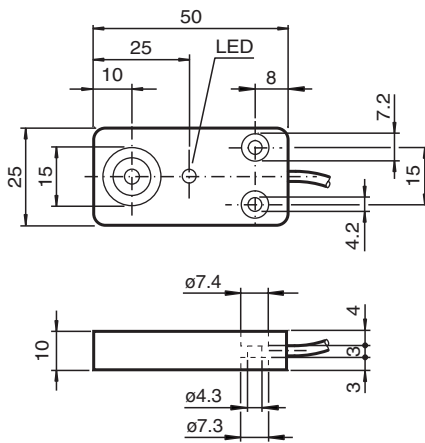
NBB8-F33-E2-M



- 8 mm flush
- E1-Type approval
- Extended temperature range
-40 ... +85 °C
- Increased operating distance
- Increased noise immunity 100 V/m



Dimensions



Technical Data

General specifications		
Switching function		Normally open (NO)
Output type		PNP
Rated operating distance	s_n	8 mm
Installation		flush
Output polarity		DC
Assured operating distance	s_a	0 ... 6.48 mm
Reduction factor r_{Al}		0.3
Reduction factor r_{Cu}		0.2
Reduction factor r_{304}		0.6
Output type		3-wire
Nominal ratings		
Operating voltage	U_B	5 ... 60 V DC
Switching frequency	f	0 ... 350 Hz
Hysteresis	H	typ. 5 %
Reverse polarity protection		reverse polarity protected
Short-circuit protection		pulsing

Release date: 2022-06-22 Date of issue: 2022-06-22 Filename: 220777_eng.pdf

Refer to "General Notes Relating to Pepperl+Fuchs Product Information".

Pepperl+Fuchs Group
www.pepperl-fuchs.com

USA: +1 330 486 0001
fa-info@us.pepperl-fuchs.com

Germany: +49 621 776 1111
fa-info@de.pepperl-fuchs.com

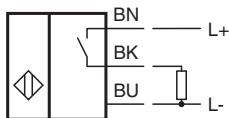
Singapore: +65 6779 9091
fa-info@sg.pepperl-fuchs.com

 PEPPERL+FUCHS

Technical Data

Voltage drop	U_d	$\leq 2 \text{ V}$
Operating current	I_L	0 ... 200 mA
Off-state current	I_r	0 ... 0.1 mA
No-load supply current	I_0	$\leq 10 \text{ mA}$
Time delay before availability	t_v	$\leq 80 \text{ ms}$
Switching state indicator		LED yellow
Functional safety related parameters		
MTTF _d		1140 a
Mission Time (T _M)		20 a
Diagnostic Coverage (DC)		0 %
Compliance with standards and directives		
Standard conformity		
Standards		EN 60947-5-2:2007 EN 60947-5-2/A1:2012 IEC 60947-5-2:2007 IEC 60947-5-2 AMD 1:2012
Approvals and certificates		
CCC approval		Certified by China Compulsory Certification (CCC)
E1 Type approval		10R-04
Ambient conditions		
Ambient temperature		-40 ... 85 °C (-40 ... 185 °F)
Storage temperature		-40 ... 85 °C (-40 ... 185 °F)
Mechanical specifications		
Connection type		cable PUR , 2 m
Core cross section		0.5 mm ²
Housing material		PBT
Sensing face		PBT
Degree of protection		IP67 / IP69K
Cable		
Cable diameter		4.8 mm ± 0.2 mm
Bending radius		> 10 x cable diameter
Note		Tightening torque: 5 Nm

Connection



Release date: 2022-06-22 Date of issue: 2022-06-22 Filename: 220777_eng.pdf

Mounting

Emitted interference and interference immunity in accordance with motor vehicle directive 2006/28/EG (e1 Type approval)
 Interference immunity in accordance with DIN ISO 11452-2: 100 V/m
 Frequency band 20 MHz up to 2 GHz

Mains-borne interference in accordance with ISO 7637-2: Pulse 1 2a 2b 3a 3b 4 5
 Severity level III III III III III III IV
 Failure criterion C A C A A A C

EN 61000-4-2: CD: 8 kV / AD: 15 kV
 Severity level IV IV

EN 61000-4-3: 30 V/m (80...2500 MHz)
 Severity level IV

EN 61000-4-4: 2 kV
 Severity level III

EN 61000-4-6: 10 V (0.01...80 MHz)
 Severity level III

EN 55011: Class A